



ANEUVAS TECH. INC. PORTABLE MEDICAL BENCH

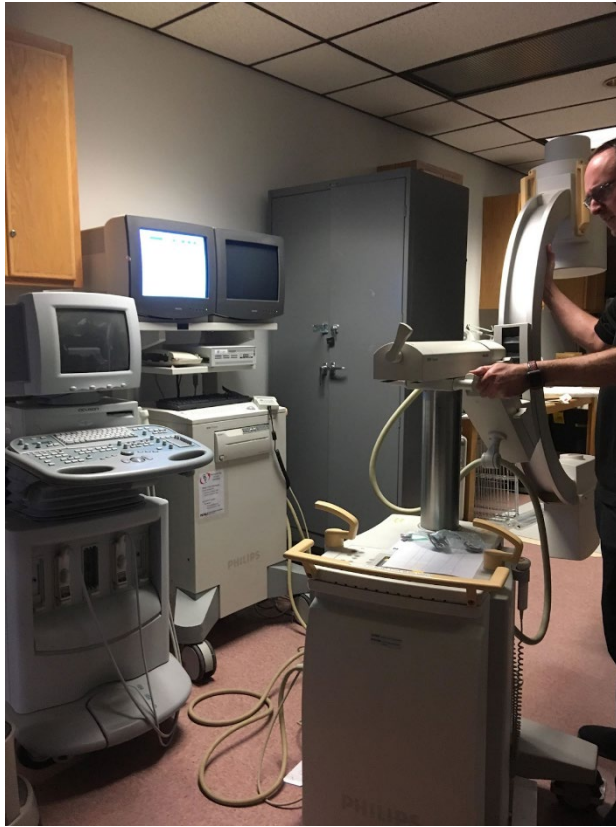
Kenyon Rowley *Project Manager and Financial Manager*

Katherine Riffle *Test Engineer and CAD Engineer*

Hunter Daniel *Logistics Manager and Manufacturing Engineer*

DR. BECKER - ADVISOR

Project Description



Dr. Becker's X-Ray Machine

Requirements

- Compatible with medical machines
- Support clean-room cover
- Reduce shock during transport
- Minimal X-Ray interference
- Compliant with X-Ray machine



Clean Room Hood

Project Description/ Concept Generation



How Concepts were Generated

Three Parts

- Wheels/Shock Absorption
 - Tabletop
 - Storage

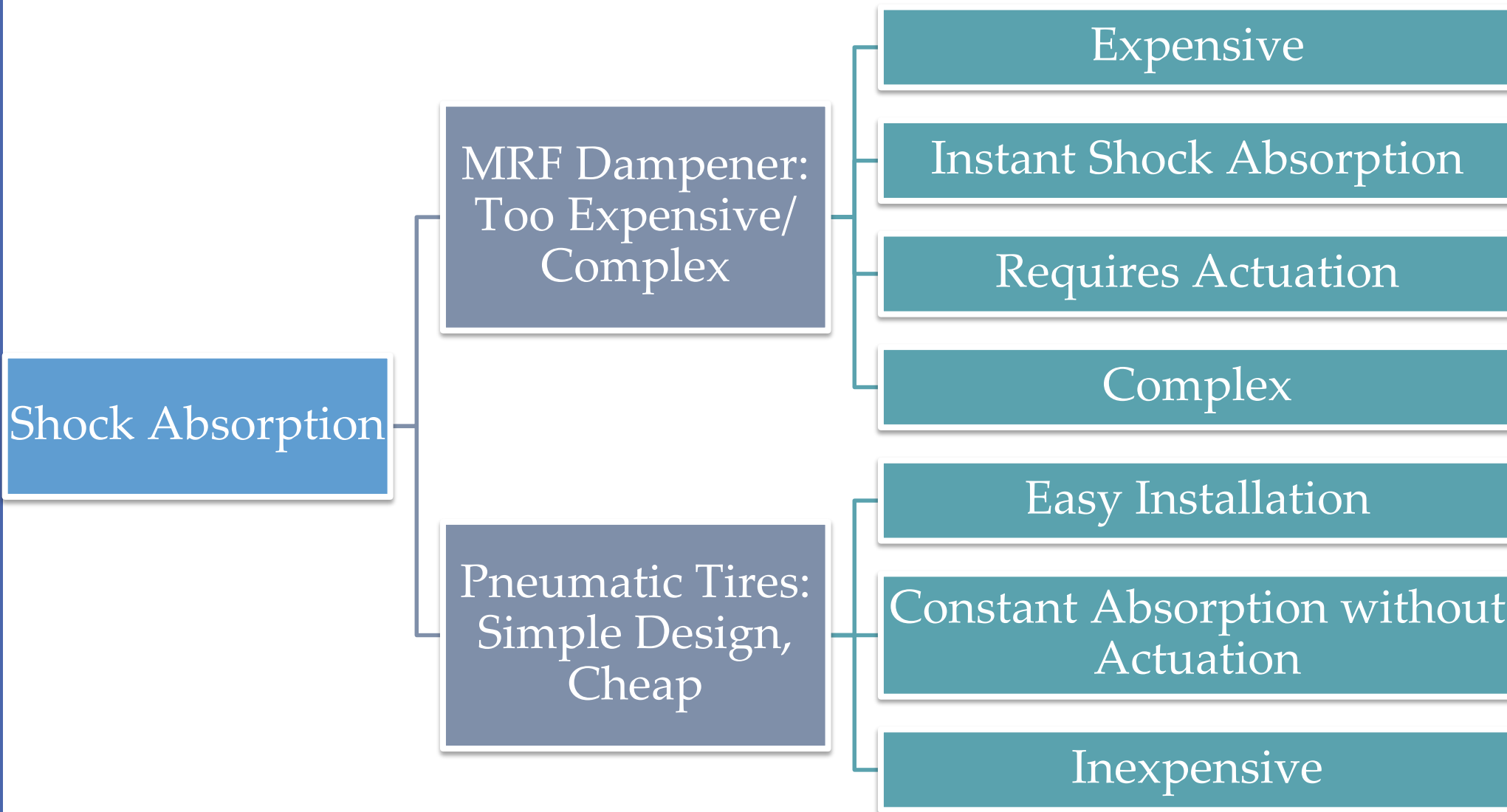
Black-Box: Wheels

Material
Force
Design

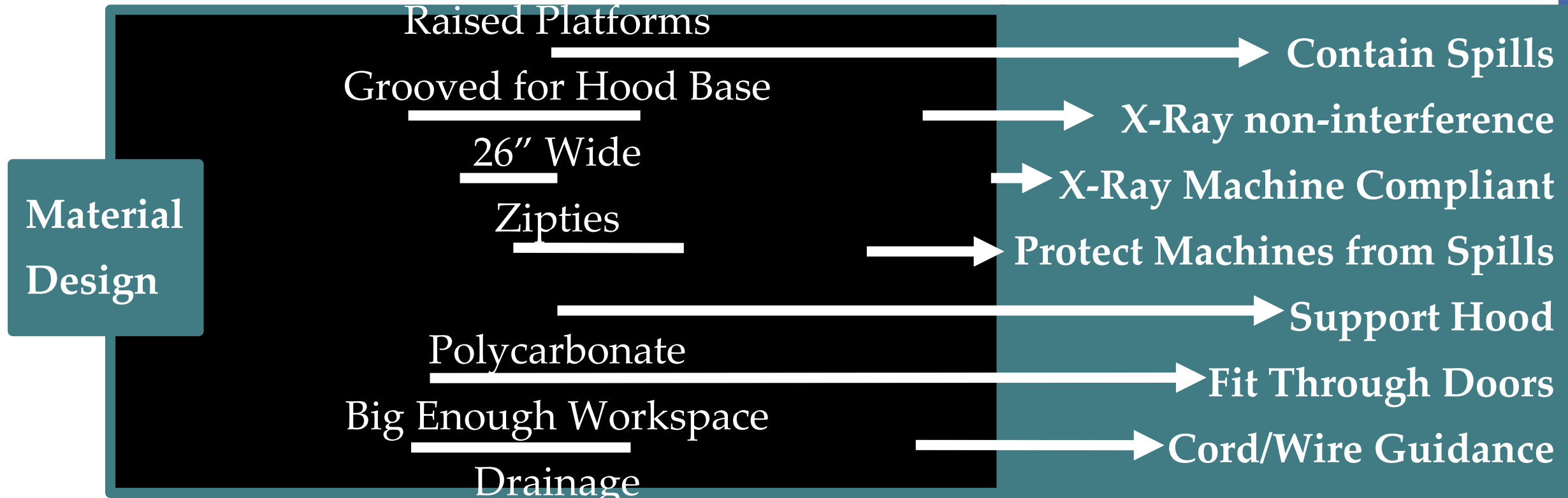
Shock Absorption

Reduced Impact
Less Noise
Easier to Push
Better Turning

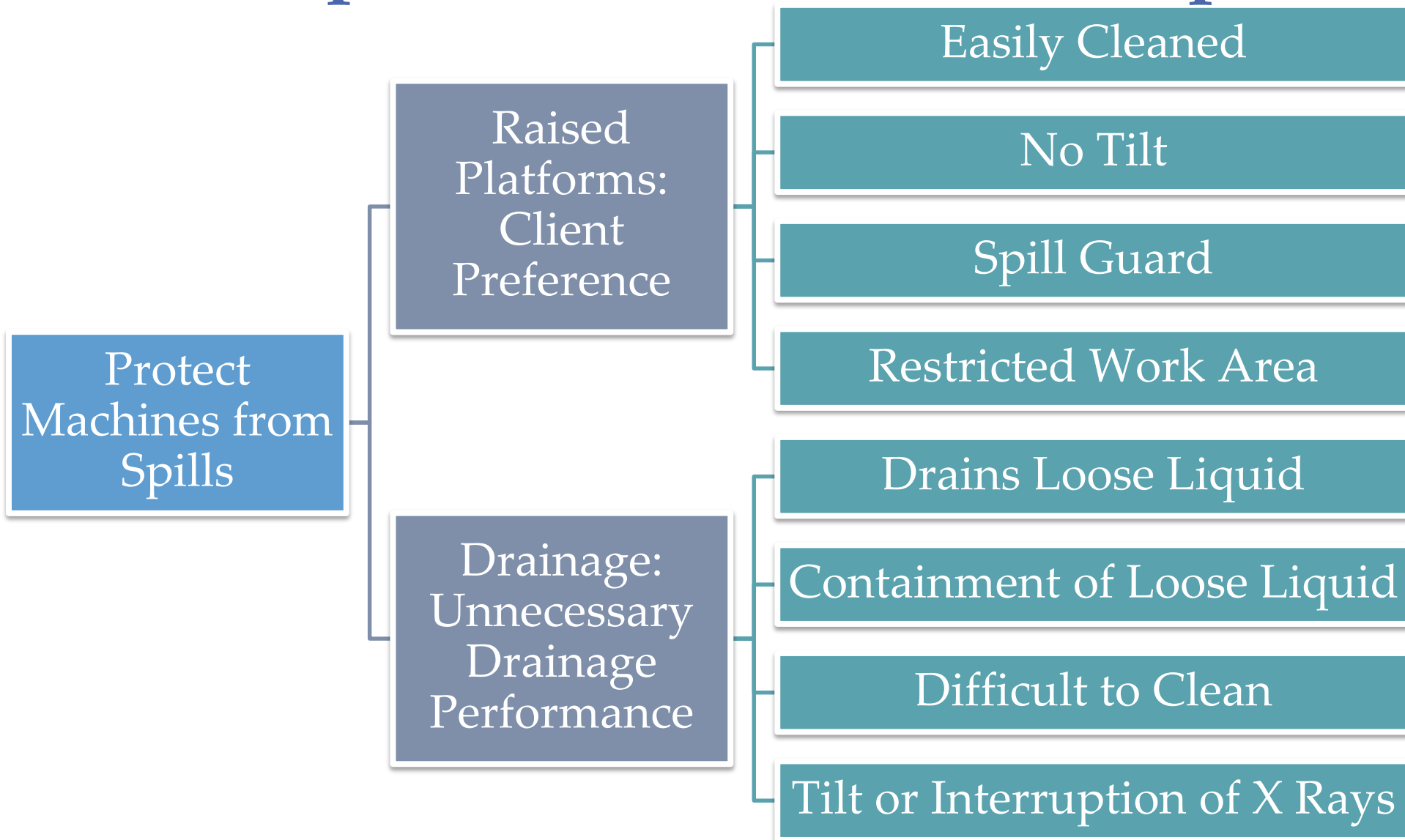
Decomposition Model: Wheels



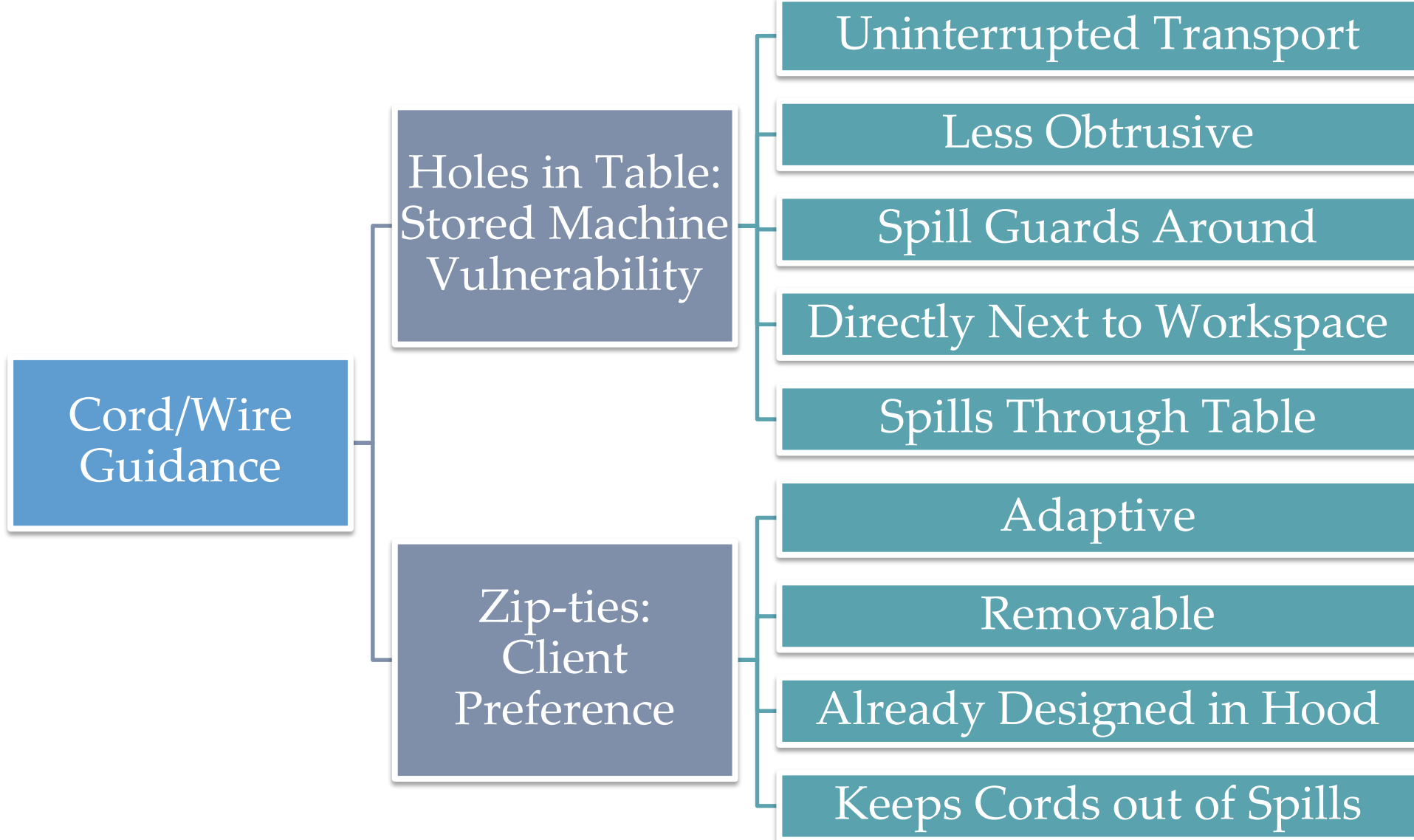
Black-Box: Tabletop



Decomposition Model: Tabletop (1)



Decomposition Model: Tabletop (2)



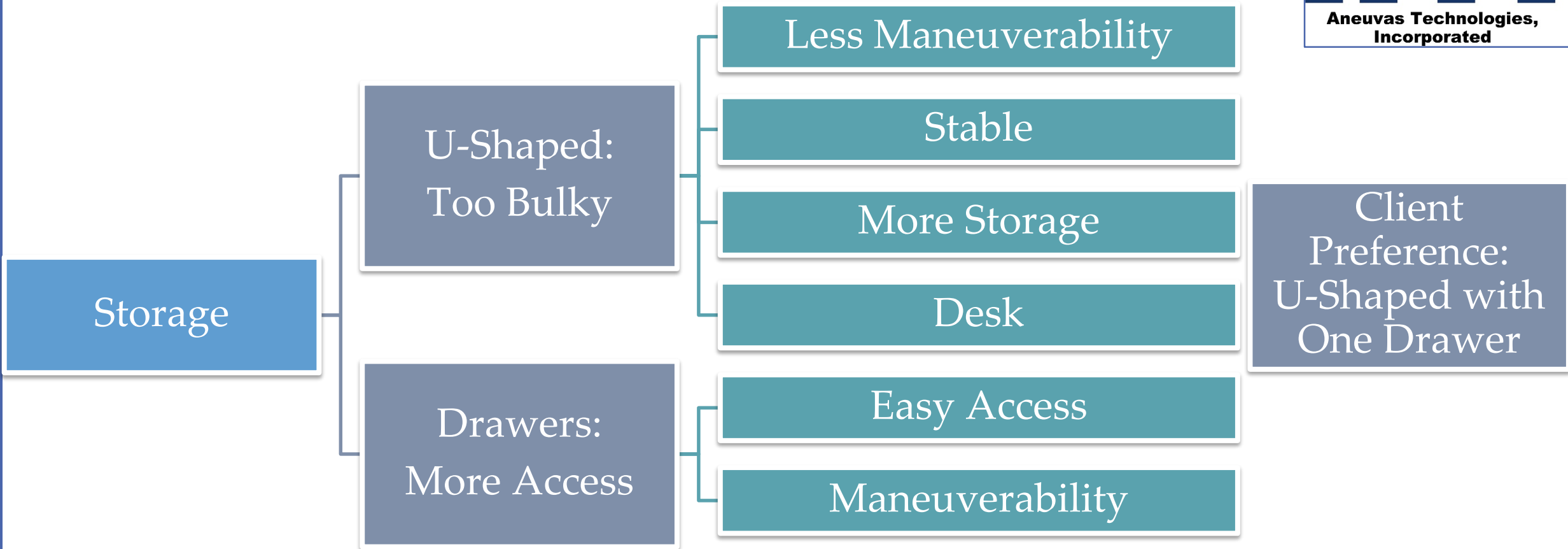
Black-Box: Storage

Material
Design

Storage

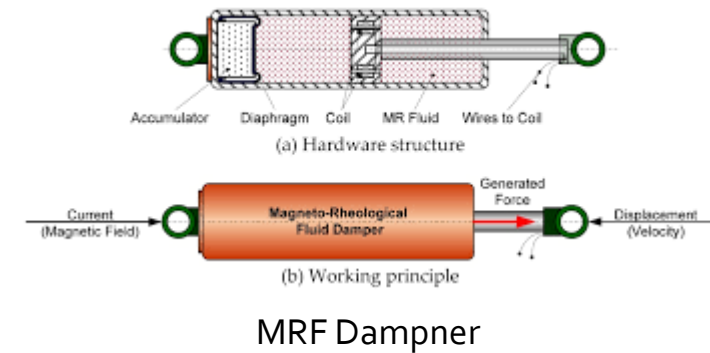
Wood
Flanges
Drawer
Dimensions

Decomposition Model: Storage



Concept Generation: Shock Absorption

- Initial idea to implement MRF.
- Instantaneous shock absorption.
- Dr. Becker suggested this concept may be too complex for the need.
- Went with simpler and cheaper pneumatic tire design.



Concept Generation: Tabletop



- Initial idea to make entire tabletop flat.
- Dr. Becker suggested we add in raised platforms on the sides.
- Increased stability and easier to clean if spills occur.
- Existing Polycarbonate piece for middle.
- Slots for hood to slide in.

Concept Generation: Storage



- Initial idea to make U-shaped storage.
- Simple storage solution.
- Drawers that pull out instead.
- U-shaped storage with drawer on one side.

Concept Selection: CNs and ERs



Customer Requirements

Durability
Reliability
Safety
Maneuverability
Inexpensive
Aesthetic
Multi-purpose
Lightweight

Engineering Requirements

Engineering Requirements
Cost
Weight
Volume
Yield Strength
Spring Constant
Deflection
Thickness
Temperature

Concept Selection: Decision Matrix



Criterion	Weight	MRF Dampner	Pneumatic Tire	Raised Platform	Drainage	Zipties	Holes in Table	U-Shape	Drawers
Material Cost	0.25	5	15	12.5	12.5	12.5	11.25	12.5	12.5
Reliability	0.25	12.5	15	12.5	12.5	16.25	15	15	12.5
Instalation	0.1	3	6	6	5	5.5	5	5	5
Portability	0.15	7.5	7.5	7.5	7.5	6.75	6.75	9	9
Compatability	0.25	7.5	15	15	12.5	12.5	12.5	12.5	15
Totals		35.5	58.5	53.5	50	53.5	50.5	54	54

Raw Scores	MRF	Pneumatic	Raised	Drainage	Zipties	Holes	U	Drawer
	20	60	50	50	50	45	50	50
	50	60	50	50	65	60	60	50
	30	60	60	50	55	50	50	50
	50	50	50	50	45	45	45	60
	30	60	60	50	50	50	50	60

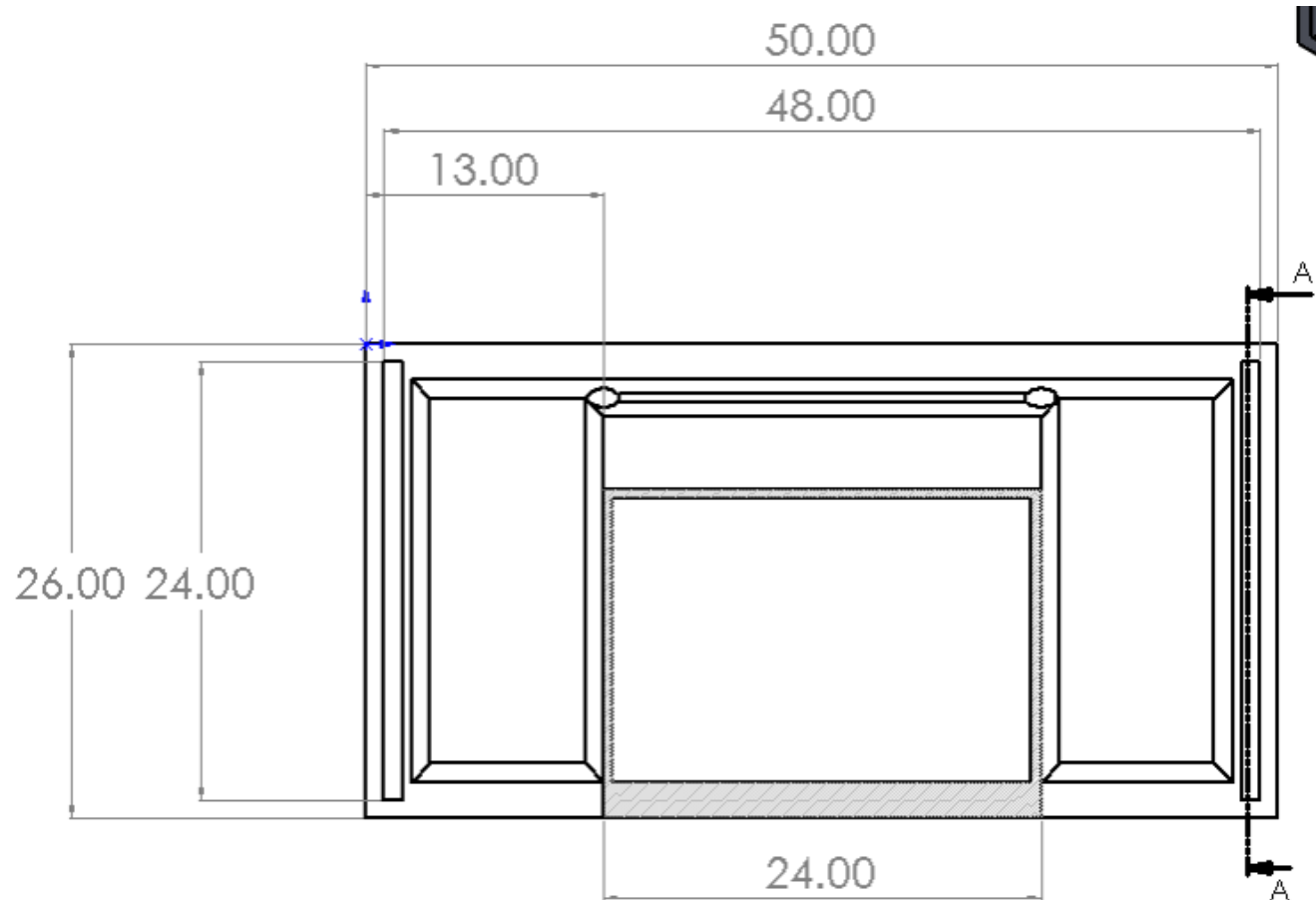
Concept Selection: Wheels

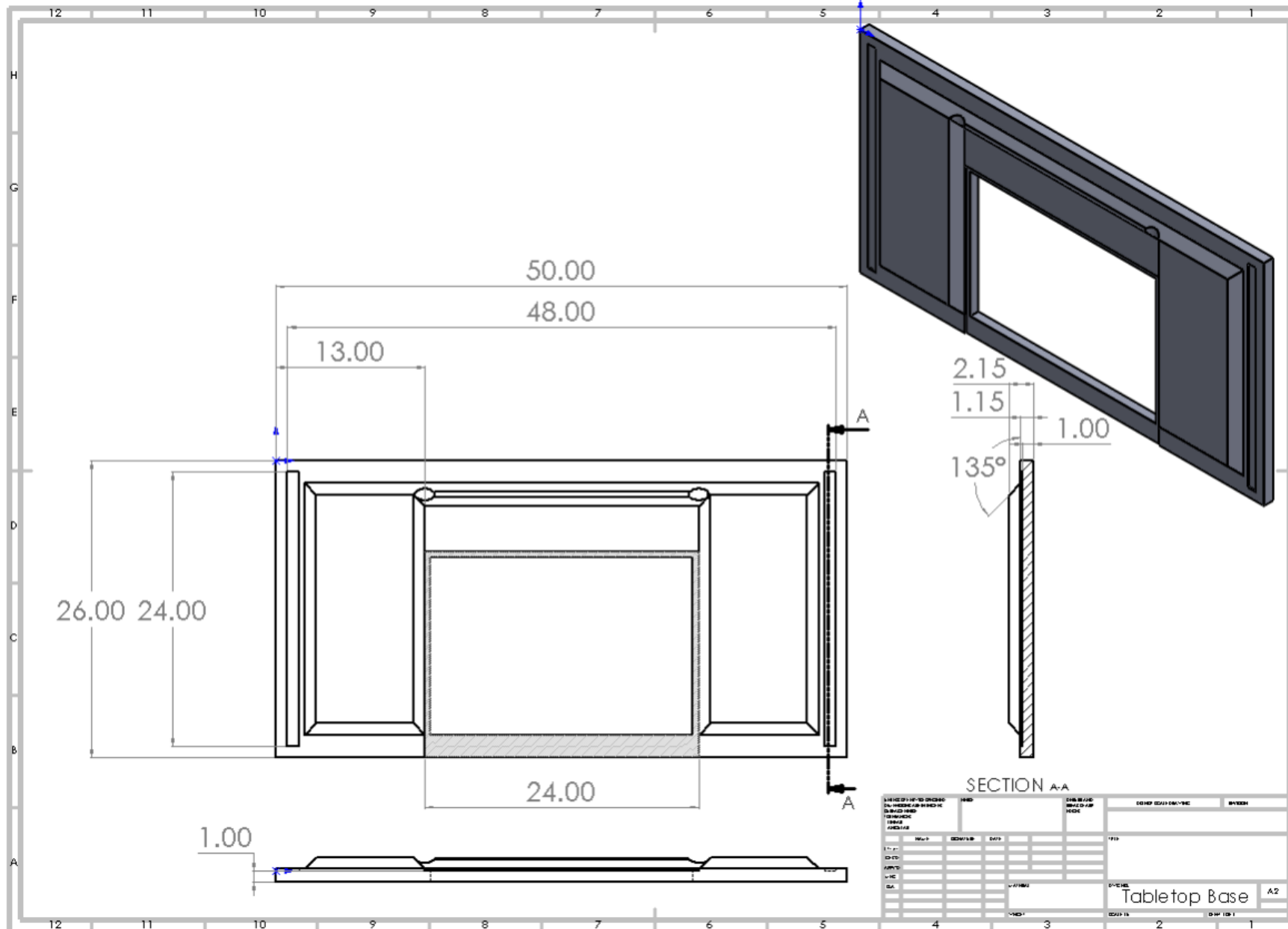
- After evaluation through the decision matrix as well as guidance from Dr. Becker, the pneumatic tire design was chosen.
- The design is much simpler and cheaper than the MRF dampner but offers adequate shock absorption .
- It will be easily installed to the bench design.



Pneumatic Wheel

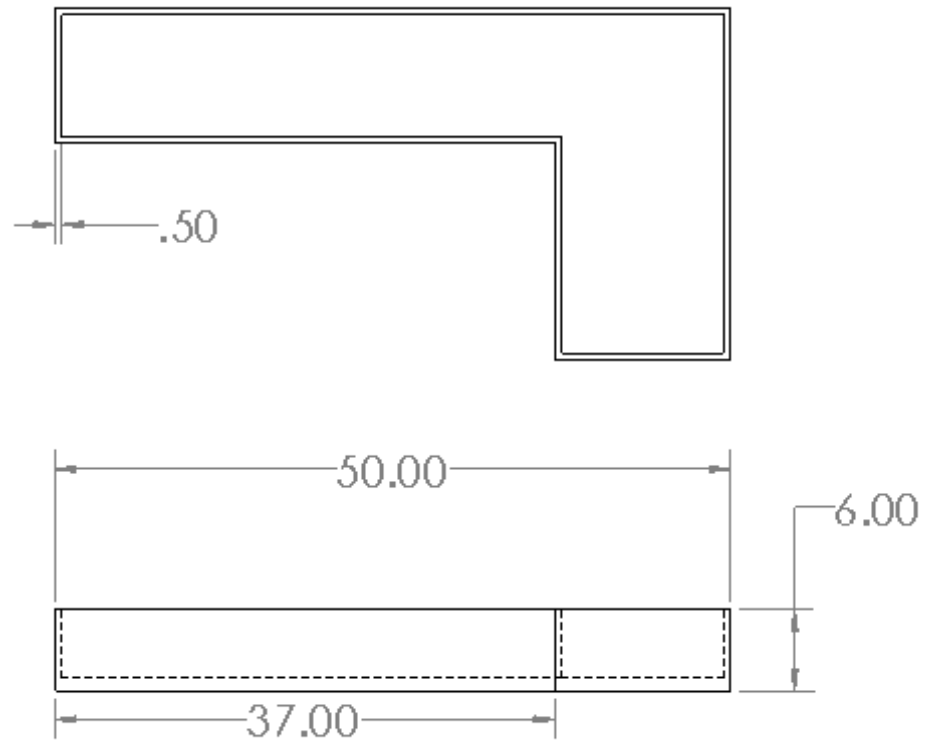
Concept Selection: Tabletop CAD REV0

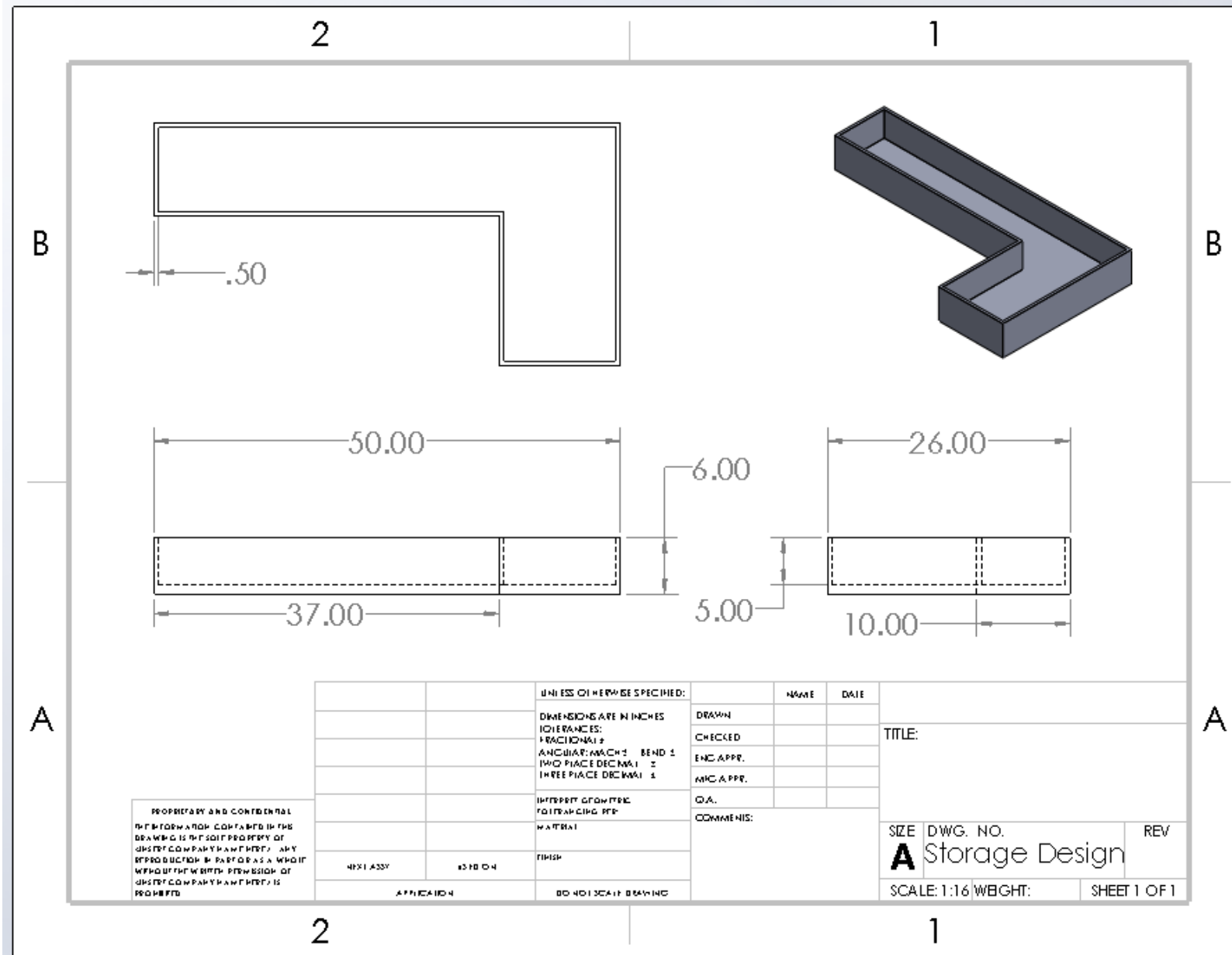




Kenyon Rowley, October 7, 19F5 - Anevas Tech Portable Bench

Concept Selection: Storage CAD REV0





Concept Selection: Top Customer Requirements



Budget Planning: BOM

- Tabletop (polycarbonate and another polymer/wood)
- Legs (wood)
- Pneumatic Tires
- Storage shelf (wood)
- Drawer (wood)
- Drawer slides and wheels (metal/plastic)
- Storage Cover (polymer)

Budget Planning

Materials

- Tabletop (polycarbonate): \$60*
- Tabletop (polymer/wood): \$50
- Legs (wood): \$20**
- Pneumatic Tires: \$100**
- Storage shelf (wood): \$30**
- Drawer (wood): \$30**
- Drawer slides and wheels (metal/plastic): \$30**
- Storage Cover (polymer): \$30

Overall

- Materials: \$350
- Spare Parts: \$60
- Prototyping: \$200
- Equipment: \$200
- Contingency: \$190

Total: \$1000

** Prices based off McMaster-Carr [1]

* Prices based off Grainger [2]

Conclusion

- Through concept generation and evaluation our team was able to decide on design paths for the bench.
- Shock absorption, tabletop, and storage can now be in the developing stage.
- With CAD designs finished, the next step is discussing these design ideas with Dr. Becker to confirm his satisfaction and begin designing a prototype.



Questions?

Appendix

Citations



1. "McMaster-Carr,"[Online]. Available: <https://www.mcmaster.com/>. [Accessed: 03-Oct-2019].
2. "Grainger Industrial Supply - MRO Products, Equipment & Tools," *Grainger Industrial Supply - MRO Products, Equipment & Tools*. [Online]. Available: <https://www.grainger.com/>. [Accessed: 03-Oct-2019].

